



FUND FACT SHEET

DPLK Money Market Fund (MR11/M1)

27 February 2026

INVESTMENT MANAGER

DPLK AIA Financial is a legal entity established by PT. AIA FINANCIAL ("AIA"), which engages in the defined contribution pension fund management sector called Financial Institution Pension Fund ("DPLK AIA Financial").

Established in 15 July 1996, PT. AIA FINANCIAL (AIA) is one of the leading life insurance companies in Indonesia that licensed and supervised by the Indonesian Financial Services Authority. AIA Indonesia is a subsidiary of AIA Group Limited, the largest independent publicly listed pan-Asian life insurance group. With experienced personnel, AIA's Investment team has the proficiency to identify economic conditions and investment movements to generate competitive investment returns through a variety of financial instruments such as money market, bonds, shares and/or mutual funds.

INVESTMENT OBJECTIVE

To provide investor with a stable and optimum return through investment in selective short tenor fixed income instruments in Indonesia with high degree of principal safety and low risk tolerance.

TARGET ALLOCATION

100% Money Market Instruments

FUND INFORMATION

Launch Date	: 30 September 2008	Fund Size (million)	: IDR 1,537,451.93
Launch Price	: IDR 1,000.00	Pricing Frequency	: Daily
Unit Price (NAV)	: IDR 3,022.58	Benchmark	: 100% IDR Deposit Rate Avg. 3-month
Risk Level	: Low		

FUND PERFORMANCE

Fund	Fund Performance						
	1 Month	3 Months	YTD	1 Year	Annualised		
					3 Years	5 Years	Inception
DPLK Money Market Fund**	0.30%	0.98%	0.62%	4.86%	4.93%	3.87%	6.56%
Benchmark *	0.18%	0.59%	0.38%	3.02%	2.78%	2.51%	4.67%

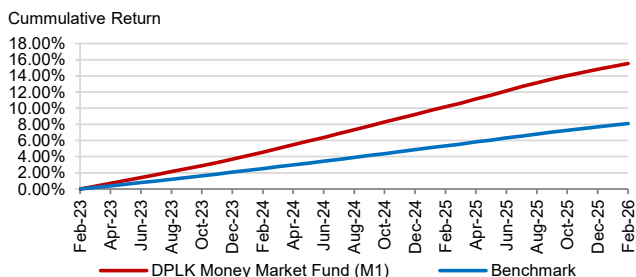
*Current benchmark is effective since 1 Mar 2023

From 01 Mar 2022 to 28 Feb 2023: 100% IDR 1-Month Time Deposit Index

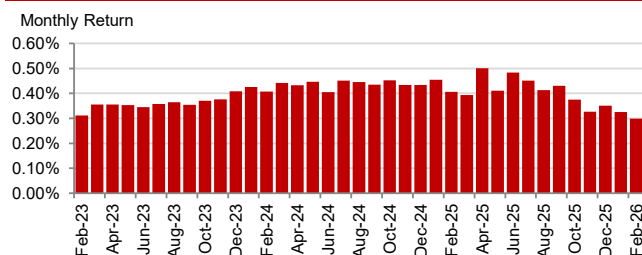
From 30 Sept 2008 to 28 Feb 2022: 100% 3-Month IDR Average Time Deposit

**Fund Performance (Net Asset Value) calculation is already included cost related to transaction, management fee and administrative fee

LAST 3 YEARS CUMULATIVE RETURN



LAST 3 YEARS MONTHLY RETURN



ASSET ALLOCATION



Sector Allocation



TOP 5 HOLDINGS

- TD Bank Danamon
- TD Bank Negara Indonesia
- TD Bank Rakyat Indonesia
- TD Bank Syariah Indonesia
- TD Bank Syariah Nasional

FUND MANAGER COMMENTARY

DPLK Money Market Fund (MR11/M1) generated +0.30% in February 2026 performance. The deposit rates increased to 3.00%-5.00% p.a. Inflation increased by 1.21% to 4.76% in February from 3.55% in the prior month and IDR was relatively stable at IDR16,771/USD. Meanwhile, Bank Indonesia (BI) kept the BI policy rate unchanged at 4.75% at its Feb-2026 Board of Governors Meeting, maintaining a bias toward rupiah stability while reiterating that space for future easing remains, supported by contained inflation.

DISCLAIMER: This document is prepared by PT. AIA FINANCIAL and solely for informational use only. This document is not an offer for sale nor a solicitation of an offer to purchase. Investment in pension fund product contains risks including but not limited to political risk, risk on changes in government decree or other government regulations, interest rate risk, liquidity risk, credit risk, equity risk and exchange rate risk. The performances of the funds are not guaranteed; the unit price and the investment result may increase or decrease. Past performances do not constitute a guarantee for future performance.



FUND FACT SHEET

DPLK Money Market Fund (MR11/M1)

Appendix

FUND PERFORMANCE

Fund	Fund Performance						
	1 Month	3 Months	YTD	1 Year	Annualised		
					3 Years	5 Years	Inception
DPLK Money Market Fund***	0.37%	1.22%	0.79%	5.86%	5.93%	4.87%	7.56%

Note: ***Fund Performance (Gross Asset Value) calculation is already excluded cost related to management fee and administrative fee.

DISCLAIMER: DPLK Money Market Fund is a Pension fund offered by DPLK AIA FINANCIAL. This document is prepared by PT. AIA FINANCIAL and solely for informational use only. The official fund performance presented to the Clients refers to Fund Performance (Net Asset Value) information in page 1.

This document is not an offer for sale nor a solicitation of an offer to purchase. Investment in Pension fund product contains risks including but not limited to political risk, risk on changes in government decree or other government regulations, interest rate risk, liquidity risk, credit risk, equity risk and exchange rate risk. The performances of the funds are not guaranteed; the unit price and the investment result may increase or decrease. Past performances do not constitute a guarantee for future performance.



FUND FACT SHEET

DPLK Fixed Income FR13/F6 Fund

27 February 2026

INVESTMENT MANAGER

DPLK AIA Financial is a legal entity established by PT. AIA FINANCIAL ("AIA"), which engages in the defined contribution pension fund management sector called Financial Institution Pension Fund ("DPLK AIA Financial").

Established in 15 July 1996, PT. AIA FINANCIAL (AIA) is one of the leading life insurance companies in Indonesia that licensed and supervised by the Indonesian Financial Services Authority. AIA Indonesia is a subsidiary of AIA Group Limited, the largest independent publicly listed pan-Asian life insurance group. With experienced personnel, AIA's Investment team has the proficiency to identify economic conditions and investment movements to generate competitive investment returns through a variety of financial instruments such as money market, bonds, shares and/or mutual funds.

INVESTMENT OBJECTIVE

To provide investor with an attractive investment return through investing in selective IDR denominated fixed income instruments listed in Indonesia with moderate risk tolerance.

TARGET ALLOCATION

0% - 20% : Money Market Instruments
80% - 100% : IDR Fixed Income Securities and/ or Fixed Income Mutual Fund(s) incl. ETF

FUND INFORMATION

Launch Date	: 30 November 2009	Fund Size (million)	: IDR 3,162,523.26
Launch Price	: IDR 1,000.00	Pricing Frequency	: Daily
Unit Price (NAV)	: IDR 3,224.00	Benchmark	: 90% Bloomberg Barclays EM Local Currency: Indonesia Total Return Index Unhedged IDR
Risk Level	: Moderate	Benchmark Duration	: 5.58
Fund Duration	: 6.42		10% IDR Deposit Rate Avg. 3-month

FUND PERFORMANCE

Fund	Fund Performance						
	1 Month	3 Months	YTD	1 Year	Annualised		
					3 Years	5 Years	Inception
DPLK Fixed Income Fund**	0.20%	0.69%	-0.32%	8.73%	6.68%	6.13%	7.47%
Benchmark *	0.29%	0.78%	0.06%	8.42%	6.30%	5.68%	7.23%

*Current benchmark is effective since 1 Mar 2023

From 1 May 2022 to 28 Feb 2023: 90% Bloomberg Barclays EM Lcl Crncy: Indonesia TR Index Unhedged IDR + 10% IDR 1-Month Time Deposit Index
From 1 Jan 2021 to 30 Apr 2022: 90% Bloomberg Barclays EM Lcl Crncy: Indonesia TR Index Unhedged IDR + 10% 3-Month IDR Average Time Deposit

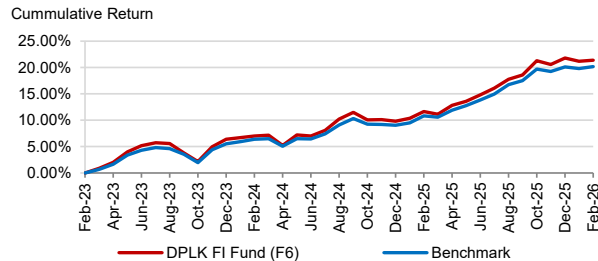
From 1 May 2016 to 31 Dec 2020: 90% Bloomberg Indonesia Local Sovereign Index + 10% Indonesia Deposit Rate Avg 3 Month IDR

From 1 Mar 2013 to 30 Apr 2016: 90% HSBC Indonesia Local Currency Govt Bond + 10% Indonesia Deposit Rate Avg 3 Month IDR

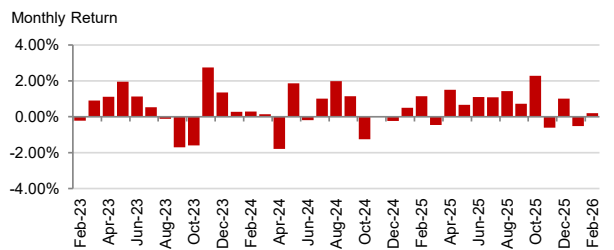
Since Inception to 28 Feb 2013: 80% HSBC Indonesia Local Currency Govt Bond Total Return + 20% Indonesia Deposit Rate Avg 3 Month IDR

**Fund Performance (Net Asset Value) calculation is already included cost related to transaction, management fee and administrative fee

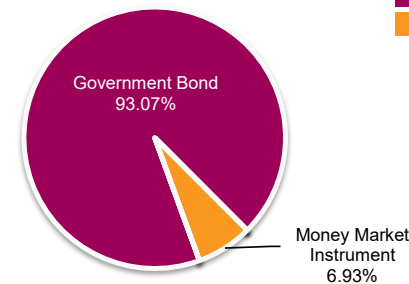
LAST 3 YEARS CUMULATIVE RETURN



LAST 3 YEARS MONTHLY RETURN



ASSET ALLOCATION



SECTOR ALLOCATION

Government Bond	93.07%
TD + Cash	6.93%

TOP 5 HOLDINGS

- Government Bond FR0067
- Government Bond FR0083
- Government Bond FR0103
- Government Bond FR0104
- TD Bank Syariah Indonesia

FUND MANAGER COMMENTARY

The DPLK Fixed Income FR13/F6 fund generated a return of +0.20% in February 2026 despite the 10-year government bond yield rising by 10 bps to 6.43%. Market sentiment was negatively impacted by Moody's rating decision to lower Indonesia's credit outlook to negative from stable, coupled with first foreign reserves decline since September 2025 by USD1.9 billion to USD154.6 billion. Meanwhile, Bank Indonesia (BI) kept the BI policy rate unchanged at 4.75% at its Feb-2026 Board of Governors Meeting, maintaining a bias toward rupiah stability while reiterating that space for future easing remains, supported by contained inflation.

DISCLAIMER: This document is prepared by PT. AIA FINANCIAL and solely for informational use only. This document is not an offer for sale nor a solicitation of an offer to purchase. Investment in pension fund product contains risks including but not limited to political risk, risk on changes in government decree or other government regulations, interest rate risk, liquidity risk, credit risk, equity risk and exchange rate risk. The performances of the funds are not guaranteed; the unit price and the investment result may increase or decrease. Past performances do not constitute a guarantee for future performance.



FUND FACT SHEET

DPLK Fixed Income FR13/F6 Fund

Appendix

FUND PERFORMANCE

Fund	Fund Performance						
	1 Month	3 Months	YTD	1 Year	Annualised		
					3 Years	5 Years	Inception
DPLK Fixed Income Fund***	0.29%	1.00%	-0.12%	9.98%	7.93%	7.38%	8.72%

Note: ***Fund Performance (Gross Asset Value) calculation is already excluded cost related to management fee and administrative fee.

DISCLAIMER: DPLK Fixed Income Fund is a Pension fund offered by DPLK AIA FINANCIAL. This document is prepared by PT. AIA FINANCIAL and solely for informational use only. The official fund performance presented to the Clients refers to Fund Performance (Net Asset Value) information in page 1.

This document is not an offer for sale nor a solicitation of an offer to purchase. Investment in Pension fund product contains risks including but not limited to political risk, risk on changes in government decree or other government regulations, interest rate risk, liquidity risk, credit risk, equity risk and exchange rate risk. The performances of the funds are not guaranteed; the unit price and the investment result may increase or decrease. Past performances do not constitute a guarantee for future performance.



FUND FACT SHEET

DPLK Equity ER13/E5 Fund

27 February 2026

INVESTMENT MANAGER

DPLK AIA Financial is a legal entity established by PT. AIA FINANCIAL ("AIA"), which engages in the defined contribution pension fund management sector called Financial Institution Pension Fund ("DPLK AIA Financial").

Established in 15 July 1996, PT. AIA FINANCIAL (AIA) is one of the leading life insurance companies in Indonesia that licensed and supervised by the Indonesian Financial Services Authority. AIA Indonesia is a subsidiary of AIA Group Limited, the largest independent publicly listed pan-Asian life insurance group. With experienced personnel, AIA's Investment team has the proficiency to identify economic conditions and investment movements to generate competitive investment returns through a variety of financial instruments such as money market, bonds, shares and/or mutual funds.

INVESTMENT OBJECTIVE

To provide investors with long-term total returns through a portfolio of equities which are issued and listed in the Indonesia Stock Exchange (IDX) with high risk tolerance.

TARGET ALLOCATION

0% - 20% : Money Market Instruments
80% - 100% : Equities listed in IDX and or Equity Mutual Fund(s) incl. ETF

FUND INFORMATION

Launch Date	: 30 January 2013	Fund Size (million)	: IDR 85,881.32
Launch Price	: IDR 1,000.00	Pricing Frequency	: Daily
Unit Price (NAV)	: IDR 1,471.66	Benchmark	: 98% IDX80 Index 2% IDR Deposit Rate Avg. 3-month
Risk Level	: High		

FUND PERFORMANCE

Fund	Fund Performance						
	1 Month	3 Months	YTD	1 Year	Annualised		
					3 Years	5 Years	Inception
DPLK Equity Fund**	3.69%	11.61%	6.26%	27.53%	3.24%	4.08%	3.00%
Benchmark *	-0.38%	-2.02%	-2.88%	28.41%	2.69%	4.50%	3.96%

*Current benchmark is effective since 1 Jan 2024

From 1 Mar 2023 to 31 Dec 2023: 98% Jakarta Composite Index + 2% IDR Deposit Rate Avg. 3-month

From 1 May 2022 to 28 Feb 2023: 98% Jakarta Composite Index + 2% IDR 1-Month Time Deposit Index

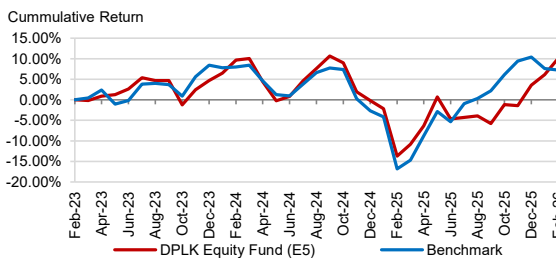
From 1 Apr 2014 to 30 Apr 2022: 98% Jakarta Composite Index + 2% 3-Month IDR Average Time Deposit

From 1 Mar 2013 to 31 Mar 2014: Jakarta Composite Index (Total Return)

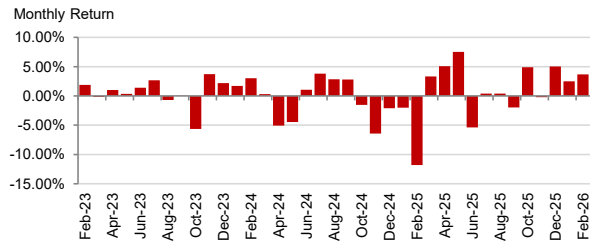
Since Inception to 28 Feb 2013: Jakarta Composite Index

**Fund Performance (Net Asset Value) calculation is already included cost related to transaction, management fee and administrative fee

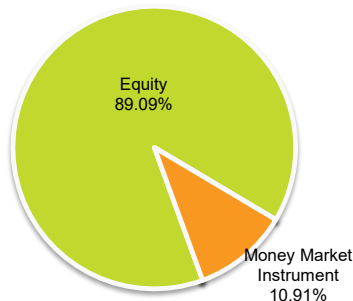
LAST 3 YEARS CUMULATIVE RETURN



LAST 3 YEARS MONTHLY RETURN



ASSET ALLOCATION



SECTOR ALLOCATION

Consumer Discretionary	6.17%
Energy	6.49%
Industrials	4.65%
Materials	24.88%
Financials	23.44%
Consumer Staples	7.04%
Real Estate	2.47%
Health Care	6.41%
Information Technology	0.11%
Communication Services	7.42%
TD + Cash	10.91%

TOP 5 HOLDINGS

PT Amman Mineral Internasional Tbk	6.17%
PT Archi Indonesia Tbk	6.49%
PT Bank Central Asia Tbk	4.65%
PT Bank Mandiri Tbk	24.88%
PT Telkom Indonesia Persero Tbk	23.44%

FUND MANAGER COMMENTARY

In February 2026, DPLK Equity ER13/E5 fund booked a positive performance of +3.69% MoM which was significantly above the benchmark performance JCI declined by -1.1%MoM in Feb 2026, as market wanes over the risk of MSCI downgrade potential from Jan2026 announcement. In addition to this, investors were also spooked by Moody's decision to cut Indonesia outlook to negative which puts risk towards Indonesia's sovereign and hence credit rating for the future all of which will impact interest rates as well. In response to MSCI's concern, the regulators through OJK and IDX have shared their plan to do a capital market reform to make sure such downgrade from MSCI will not happen. Their plans include raising UBO transparency, strengthening share ownership data, and raising minimum free float to 15%. Foreign investors recorded net outflow of Rp 2.3Tn in Feb 2026, a slowdown in outflow relative to January 2026 of Rp 14.5Tn. On the contrary, Global equity still rose by +1.2% in Feb 2026 led by Korea, Taiwan and South Africa, while China and USA lagged. That said, we continue to believe that the potential of sustainable and structural improvement in Indonesian economy with potentially rising GDP/capita could become a positive tailwind for long-term Indonesian equity market return, as such at current market levels we think it could offer a good market entry opportunity with an attractive risk-reward.

DISCLAIMER: This document is prepared by PT. AIA FINANCIAL and solely for informational use only. This document is not an offer for sale nor a solicitation of an offer to purchase. Investment in pension fund product contains risks including but not limited to political risk, risk on changes in government decree or other government regulations, interest rate risk, liquidity risk, credit risk, equity risk and exchange rate risk. The performances of the funds are not guaranteed; the unit price and the investment result may increase or decrease. Past performances do not constitute a guarantee for future performance.



FUND FACT SHEET

DPLK Equity ER13/E5 Fund

Appendix

FUND PERFORMANCE

Fund	Fund Performance						
	1 Month	3 Months	YTD	1 Year	Annualised		
					3 Years	5 Years	Inception
DPLK Equity Fund***	3.85%	12.10%	6.58%	29.53%	5.24%	6.08%	5.00%

Note: ***Fund Performance (Gross Asset Value) calculation is already excluded cost related to management fee and administrative fee.

DISCLAIMER: DPLK Equity Fund is a Pension fund offered by DPLK AIA FINANCIAL. This document is prepared by PT. AIA FINANCIAL and solely for informational use only. The official fund performance presented to the Clients refers to Fund Performance (Net Asset Value) information in page 1.

This document is not an offer for sale nor a solicitation of an offer to purchase. Investment in Pension fund product contains risks including but not limited to political risk, risk on changes in government decree or other government regulations, interest rate risk, liquidity risk, credit risk, equity risk and exchange rate risk. The performances of the funds are not guaranteed; the unit price and the investment result may increase or decrease. Past performances do not constitute a guarantee for future performance.